


Your name.....



Authors:

Rachel Armitage

Leisa Nichols-Drew

Julia Reeve

Angela O'Sullivan



# Contents

Pages 2-3	The Strawberry Thief Mystery
Pages 4-6	Witness statements
Page 7	Who is telling the truth?
Page 8	Let's look for evidence
Page 9	What fell from the lady's basket?
Page 10	Feather and glove activity
Page 11	Keys and drawing activity
Pages 12-13	2 solve the crime quizzes
Page 14	Summing up
Page 15	Victorian dress-up doll activity
Page 16	Mindful colouring activity
Page 17	Butterfly brooch activity
Page 18	Acknowledgements




# The Strawberry Thief Mystery

You will start the journey at a typical Victorian terraced house...

Start:


30 Grasmere Street

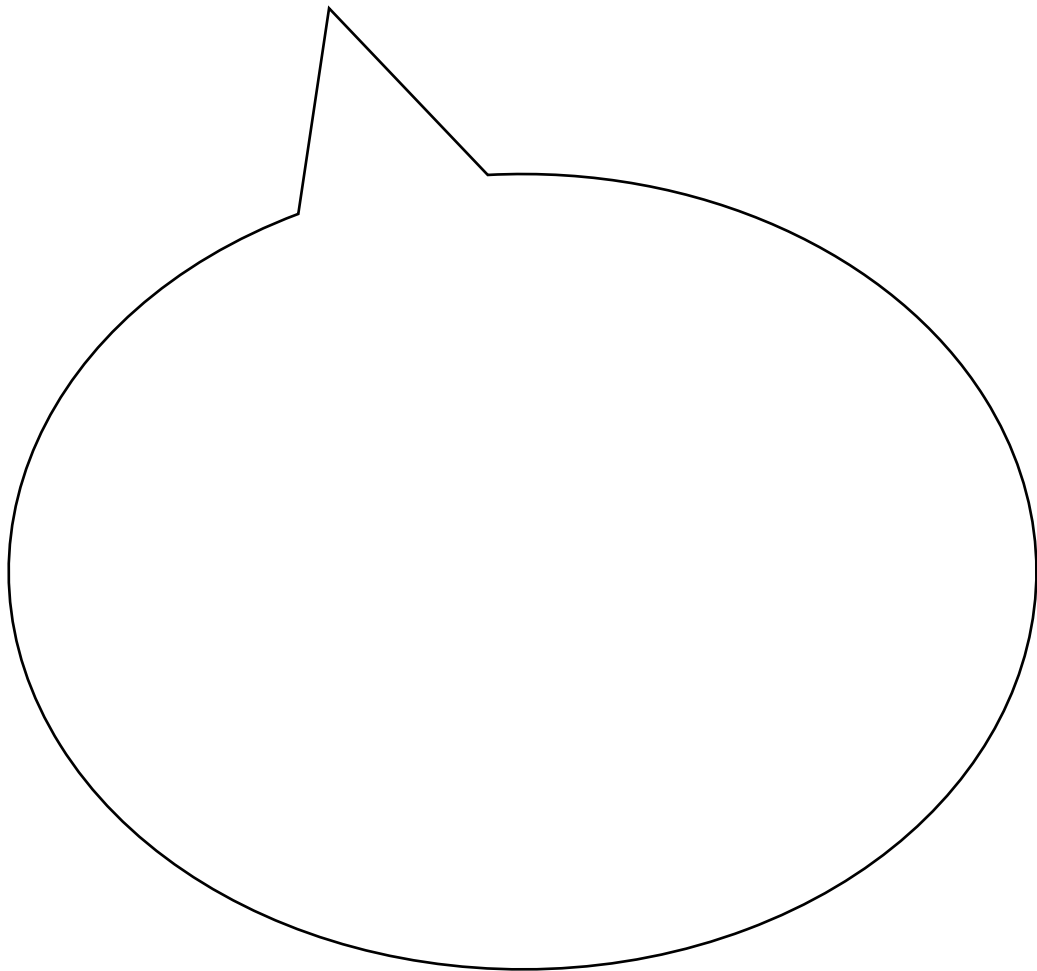

"I had visited the chapel to collect a book."



"I was pushing my bicycle along Ladies Walk to the museum, when suddenly a boy collided with my bicycle! It was the most shocking thing, all of my possessions fell from my bicycle basket ... some of them are missing!"

"I walked from the orphanage on Asylum Street to Ladies Walk and down to the museum to see if I could sneak in to try and learn something





# Who is telling the truth?

The little boy says the lady knocked him over and then put items in his pocket to make him look like a thief who knocked her over. The lady says he ran into her and stole things from her. In Victorian times nobody would have believed the little boy, everyone would have believed the lady regardless of what happened.

Nowadays we have more respect for everyone's views and we can use





## Let's look for evidence

Have a look on the ground near the museum by moving your mouse around.

Can you find her hat?

Can you find the feather that was in her hat?

## What fell from the lady's basket?

Can you find her tin with the Strawberry Thief pattern on it?

The tin lid came off, can you find all the contents?

Can you find a fossil?

Can you find a piece of amber with an insect?

Can you find the butterfly brooch?

Can you find the key with the strawberry pin cushion attached?

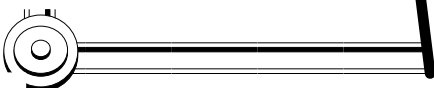
Can you find her perfume bottle?

Can you find her cat?

Can you find the book she collected from the chapel?

Can you find her blue and white wool and knitting needles?

On the next page, circle the items that were found in the boy's pocket.






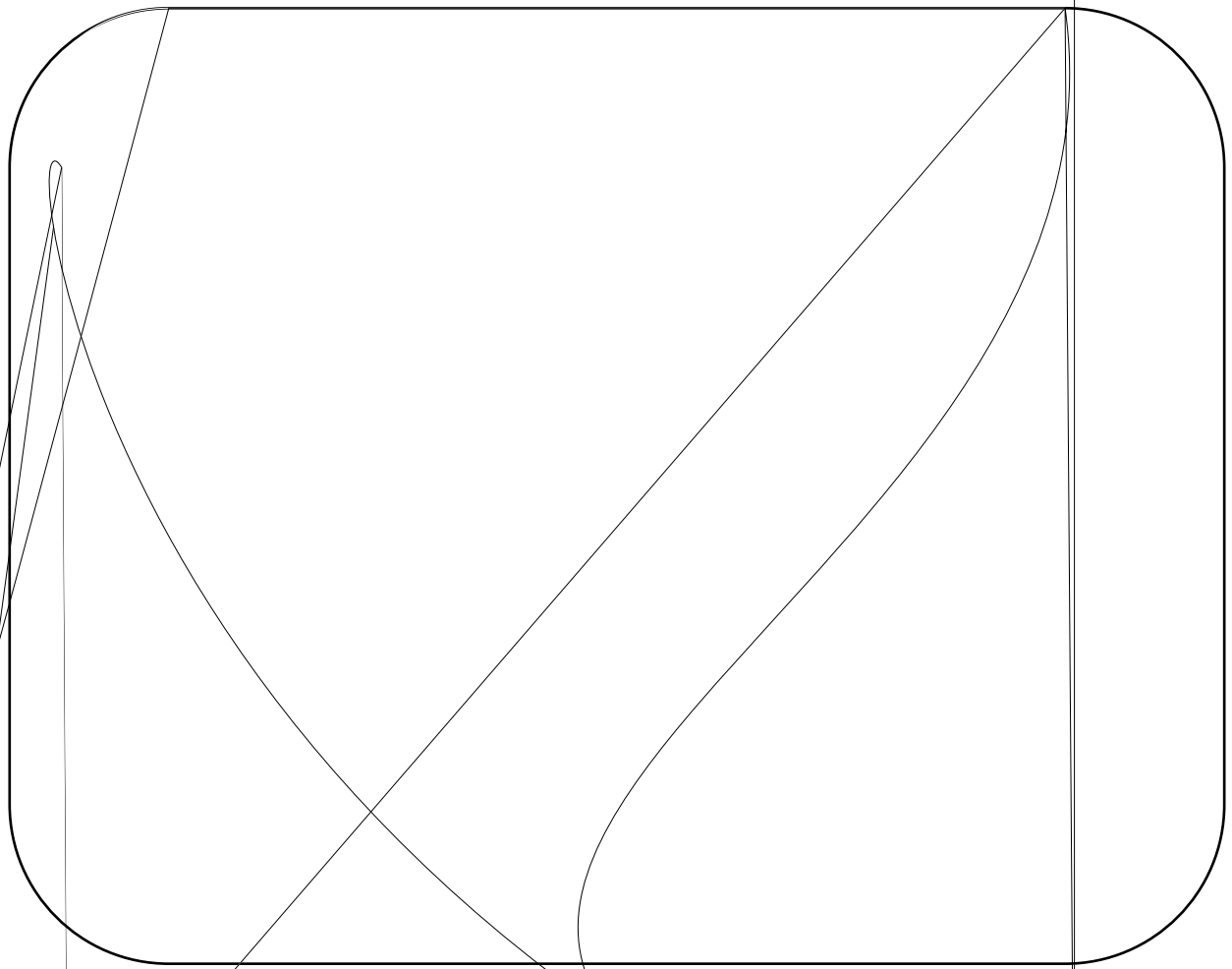
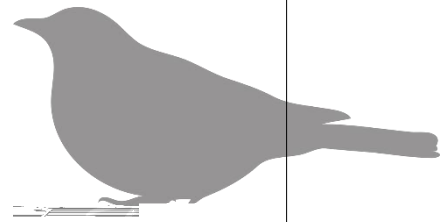




Did you notice what the lady's key looked like?



Can you create your own Strawberry Thief design below using these strawberry and bird shapes?



**Solving the crime quizzes** Fill in each square with the first letter of each answer from the questions to find out who was telling the truth. There are two sets of questions that will help you to fill in the letters on the bicycle wheels. Both wheels spell out the same phrase.

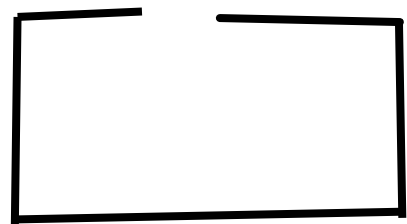
<ol style="list-style-type: none"><li>1. What did the museum used to be?</li><li>2. What type of company did Mr Biggs have?</li><li>3. Where does the mummified cat in the museum come from?</li><li>4. Which country is the peacock feather from?</li><li>5. What fruit did the lady have attached to her key?</li><li>6. What was New Walk called in Victorian times?</li><li>7. What colour are her gloves?</li><li>8. What is fossilised in the amber?</li><li>9. What was the Leicester Art Gallery and Museum called before?</li><li>10. Where are the paintings displayed in the museum?</li></ol>	<ol style="list-style-type: none"><li>1. What type of glue is used in fingerprint analysis?</li><li>2. What is found on the lady's skirt and the boy's shirt?</li><li>3. What is the study of insects called?</li><li>4. Which technique is used to identify fibres?</li><li>5. What is the name for the pattern that sprayed blood makes?</li><li>6. What material are the lady's gloves made of?</li><li>7. What is another name for wool?</li><li>8. Which type of metal oxide is used in finger print analysis?</li><li>9. Which technique is used to identify liquids?</li><li>10. Which street does the lady live in?</li></ol>
---	---

1

Forensic science has changed how we solve crimes and so less innocent people are jailed.

We used to rely on eye-witness evidence about information like the colour of her gloves and the shape of the key. Now we have security cameras that enable us to go back and check this sort of information.

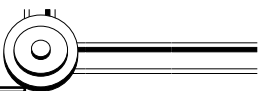

Colour in the figure and her clothes. You can find the colours of her clothes in the videos and pictures. Cut out and dress your own Victorian lady.








S is for Strawberry Thief: relax and colour



Colour in your own butterfly brooch



Design your own brooch below



# Acknowledgements

Angela O' Sullivan [aosullivan@dmu.ac.uk](mailto:aosullivan@dmu.ac.uk) - Outreach and Widening Participation

Julia Reeve [jreeve@dmu.ac.uk](mailto:jreeve@dmu.ac.uk) - Fashion & Textile History, Visual Design

Leisa Nichols-Drew [leisa.nichols-drew@dmu.ac.uk](mailto:leisa.nichols-drew@dmu.ac.uk) - Forensic Analysis